

**2010 Optional One-Cent Sales Tax Community Values Survey  
Survey Overview  
August 12, 2010**

The 2010 Optional One-Cent Community Values Survey was mailed to Sheridan County households on July 19, 2010. The survey was also posted online at [www.sheridancounty1cent.com](http://www.sheridancounty1cent.com). Community members were given until August 10, 2010 to respond to the survey. The purpose of the survey was to assess community values and priorities with regard to allocation of Optional One-Cent Sales Tax revenues. Respondents were asked to answer the question: “How important to you and your family are the following services provided through the 1-Cent Tax?”

1,148 responses were received, accounting for 8.24% of the 13,929 surveys mailed. Based on these values, the data collected by this survey is calculated to represent the total population of Sheridan County accurately within a plus/minus 3% margin of error. Analyzing the results by individual communities may not be as accurate in some cases, due to their limited sample size which increases the margin of error.

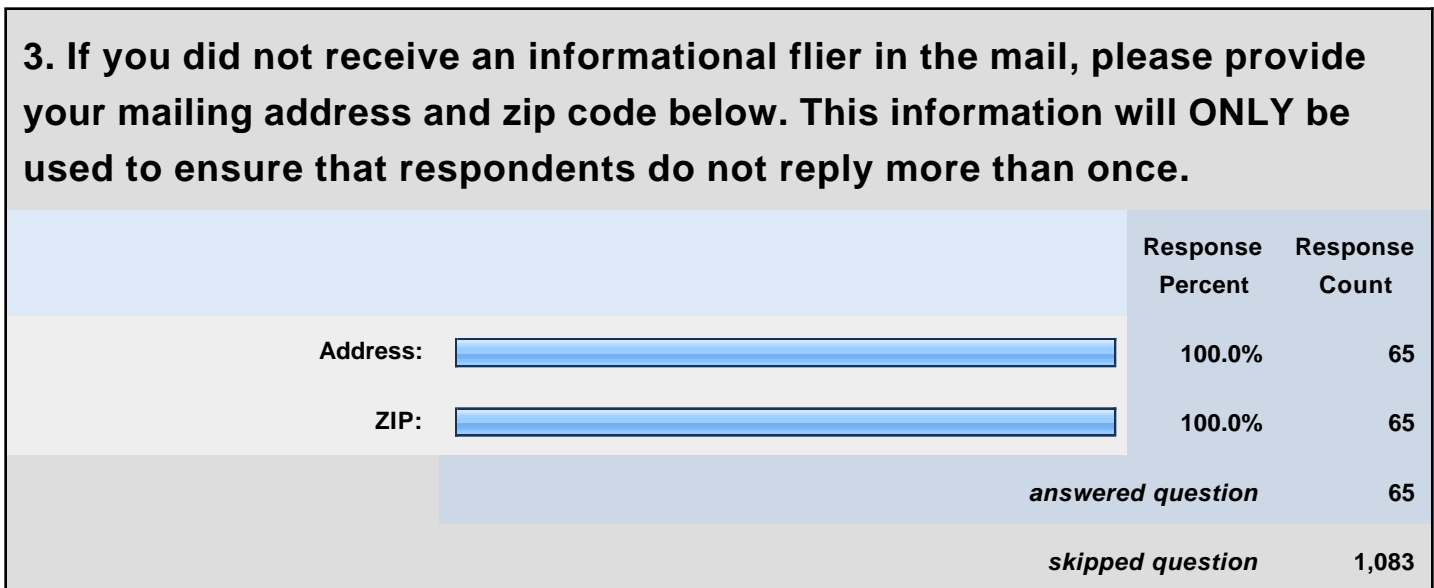
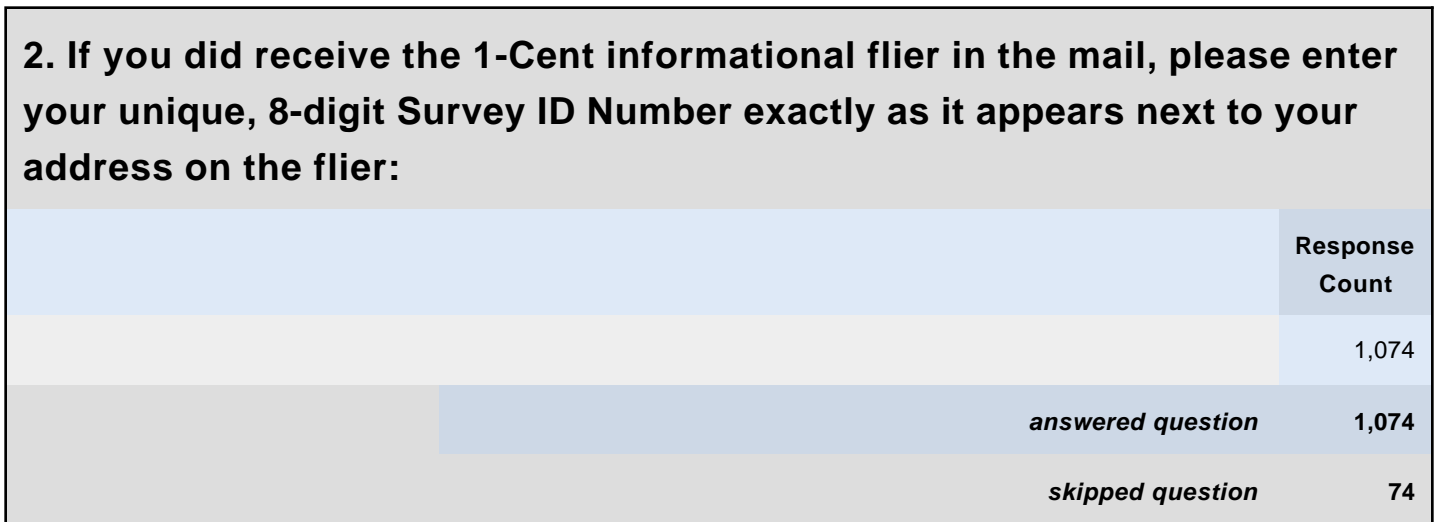

It is important to note that in the results, each question has a section listing the number of respondents who did not answer that particular question. The percentages calculated for each question disregard these “skipped” responses, and are based only on the total number of respondents who did answer the question, so as not to skew the data.

The following table displays the data on the returned percentage of surveys, broken down by community:





<b>LOCATION</b>	<b>SURVEYS SENT</b>	<b>SURVEYS RECEIVED</b>	<b>% OF SENT</b>
Sheridan Rural	2714	237	8.73%
Sheridan City	8693	716	8.24%
Banner	246	12	4.88%
Arvada	120	4	3.33%
Big Horn	365	33	9.04%
Clearmont	157	10	6.37%
Dayton	494	37	7.49%
Leiter	17	2	11.76%
Parkman	89	8	8.99%
Wolf	14	0	0.00%
Story	439	34	7.74%
Ranchester	533	39	7.32%
Wyarno	48	4	8.33%
Unknown		12	
	<b>13929</b>	<b>1148</b>	<b>8.24%</b>

The following 12 pages contain a summary of the survey responses by question.





How important to you and your family are the following services provided through the 1-Cent Tax?







#### 4. Preservation of and education about community historical places and buildings

	Response Percent	Response Count
Very important 	24.3%	275
<b>Important</b> 	<b>34.4%</b>	<b>390</b>
Somewhat Important 	31.1%	353
Not important 	10.2%	116
<i>answered question</i>		<b>1,134</b>
<i>skipped question</i>		<b>14</b>





#### 5. Educational and skills development services to integrate disadvantaged persons into the community and into the workforce

	Response Percent	Response Count
Very important 	22.7%	257
<b>Important</b> 	<b>37.6%</b>	<b>425</b>
Somewhat Important 	28.9%	327
Not important 	10.7%	121
<i>answered question</i>		<b>1,130</b>
<i>skipped question</i>		<b>18</b>

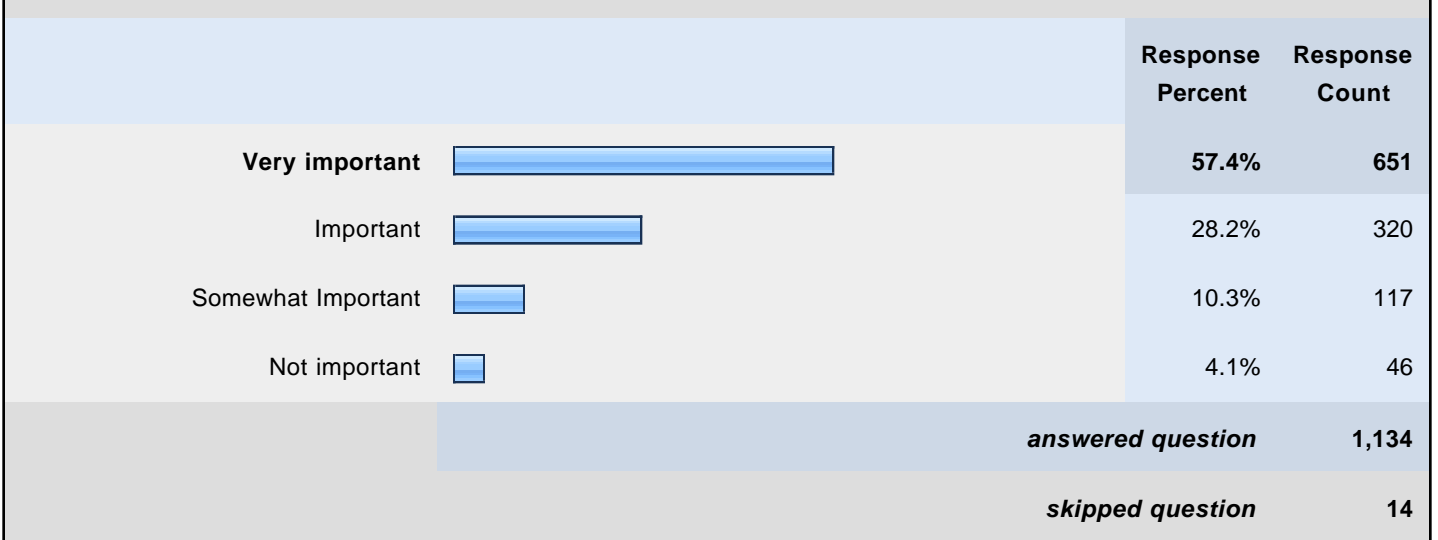
## 6. Fire, rescue, emergency response and medical equipment to provide rapid and effective emergency action

		Response Percent	Response Count
Very important		70.0%	794
Important		20.4%	231
Somewhat Important		5.5%	62
Not important		4.1%	47
<b>answered question</b>			<b>1,134</b>
<b>skipped question</b>			<b>14</b>


## 7. Well-maintained, attractive public facilities and related equipment

		Response Percent	Response Count
Very important		25.4%	288
<b>Important</b>		<b>47.2%</b>	<b>535</b>
Somewhat Important		21.1%	239
Not important		6.3%	71
<b>answered question</b>			<b>1,133</b>
<b>skipped question</b>			<b>15</b>





## 8. Protecting and restoring the water quality in rivers and streams







## 9. Programs to provide healthcare to the disadvantaged







## 10. Meals and other services to help senior citizens age with dignity and pride

	Response Percent	Response Count
Very important 	45.6%	516
Important 	35.1%	397
Somewhat Important 	14.5%	164
Not important 	4.9%	55
<i>answered question</i>		<b>1,132</b>
<i>skipped question</i>		<b>16</b>





## 11. Equipment and vehicles to prevent, respond to, and solve crimes

	Response Percent	Response Count
Very important 	39.2%	443
Important 	36.5%	412
Somewhat Important 	14.9%	168
Not important 	9.4%	106
<i>answered question</i>		<b>1,129</b>
<i>skipped question</i>		<b>19</b>





## 12. Venues in which to participate in and appreciate visual and performance arts

	Response Percent	Response Count
Very important 	12.2%	138
Important 	26.7%	302
<b>Somewhat Important</b> 	<b>37.5%</b>	<b>424</b>
Not important 	23.7%	268
<i>answered question</i>		<b>1,132</b>
<i>skipped question</i>		<b>16</b>





## 13. Protection of natural lands and land around rivers and streams threatened by development

	Response Percent	Response Count
Very important 	48.8%	555
Important 	29.0%	330
Somewhat important 	15.8%	180
Not Important 	6.3%	72
<i>answered question</i>		<b>1,137</b>
<i>skipped question</i>		<b>11</b>





## 14. Development and advocacy services to help children become productive, contributing community members

	Response Percent	Response Count
Very important 	35.7%	404
Important 	34.2%	387
Somewhat important 	19.5%	221
Not important 	10.7%	121
<i>answered question</i>		1,133
<i>skipped question</i>		15





## 15. Humane treatment of animals

	Response Percent	Response Count
Very important 	33.5%	380
<b>Important</b> 	<b>34.6%</b>	<b>392</b>
Somewhat important 	20.5%	232
Not important 	11.4%	129
<i>answered question</i>		1,133
<i>skipped question</i>		15





## 16. Facilities and programs to promote, preserve and improve community health

	Response Percent	Response Count
Very important 	31.4%	355
<b>Important</b> 	<b>38.8%</b>	<b>438</b>
Somewhat important 	22.3%	252
Not important 	7.5%	85
<i>answered question</i>		<b>1,130</b>
<i>skipped question</i>		<b>18</b>





## 17. Safe, well-maintained streets, roads, bridges, sidewalks and utilities

	Response Percent	Response Count
<b>Very important</b> 	<b>51.9%</b>	<b>585</b>
Important 	37.4%	421
Somewhat important 	7.7%	87
Not important 	3.0%	34
<i>answered question</i>		<b>1,127</b>
<i>skipped question</i>		<b>21</b>

## 18. Preservation of open space and agricultural lifestyle

		Response Percent	Response Count
Very important		39.7%	450
Important		31.9%	361
Somewhat important		19.1%	216
Not important		9.4%	106
<i>answered question</i>			1,133
<i>skipped question</i>			15

## 19. Community facilities to provide a safe environment in which to play, learn and exercise

		Response Percent	Response Count
Very important		26.3%	298
<b>Important</b>		<b>42.4%</b>	<b>480</b>
Somewhat important		22.3%	252
Not important		8.9%	101
<i>answered question</i>			1,131
<i>skipped question</i>			17

## 20. Operational funding of non-profit service providers

		Response Percent	Response Count
Very important		15.6%	172
Important		32.3%	356
<b>Somewhat important</b>		<b>33.0%</b>	<b>363</b>
Not important		19.1%	210
<i>answered question</i>			<b>1,101</b>
<i>skipped question</i>			<b>47</b>

## 21. Maintenance and improvement of parks, trails and land for outdoor recreation

		Response Percent	Response Count
Very important		30.0%	334
<b>Important</b>		<b>40.0%</b>	<b>446</b>
Somewhat important		23.9%	266
Not important		6.1%	68
<i>answered question</i>			<b>1,114</b>
<i>skipped question</i>			<b>34</b>





## 22. Affordable housing

		Response Percent	Response Count
Very important		32.6%	365
Important		26.4%	295
Somewhat important		22.5%	251
Not important		18.5%	207
<i>answered question</i>			<b>1,118</b>
<i>skipped question</i>			<b>30</b>

## 23. Retention of businesses, revitalization of business districts, and economic development

		Response Percent	Response Count
Very important		35.5%	396
Important		33.4%	372
Somewhat important		19.6%	219
Not important		11.5%	128
<i>answered question</i>			<b>1,115</b>
<i>skipped question</i>			<b>33</b>

## 24. Development of water and other resources to support community growth

		Response Percent	Response Count
Very important		45.8%	511
Important		31.8%	355
Somewhat important		14.3%	159
Not important		8.1%	90
		<b><i>answered question</i></b>	<b>1,115</b>
		<b><i>skipped question</i></b>	<b>33</b>